



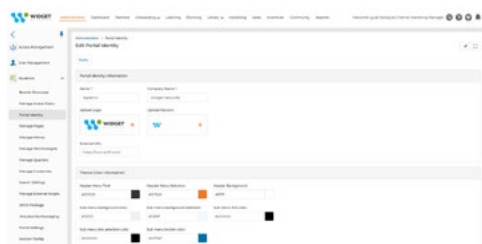
# FluidCMS™ Content Management

UCM's FluidCMS™ enables you to build your portal or microsite in minutes using a simple drag-and-drop approach, without forcing any constraints on the application itself, supporting application developers with content-as-a-service. FluidCMS™ module allows administrators to create and manage web and campaign content to build dynamic and personalized portal pages, campaigns and other content on the fly.

## Portal Content Management

FluidCMS™ enables your organization to set up portal pages using a site map structure, and then begin adding pages and content. This module comes with the dynamic web page and content management capabilities. Users can manage their content and arrange elements with just a click of the mouse, dragging and dropping objects. Drag-and-drop all types of Basic Block content: images, text fields (Powered with Google Web Fonts), videos, buttons, button groups, dividers, and additional Built-in Block Elements viz. Tabs, Banners, Dual Banners, CTA Sections, Logo Gallery, Slider, Accordion, Timeline, FAQ, Popup, Tooltip, and more. Edit via Custom Code Editor and control access at an elemental level using Group Assignment functionality and manage Page visibility by channel partners across the globe.

FluidCMS comes loaded with a one-stop solution – Portal Identity feature to brand your UCM instance, Customize HTML Footers and Login Screens with organizational hyperlinked logos and branding colour profiles to suit your organization's ergonomics. Apply Tooltips to Sections, Field Labels, and Action Buttons. This makes it easy for your organization to set up the UCM instance using your logos and colour profiles to set up customized themes for the Portal. Revolutionary Menu Management and Menu Access Management operate seamlessly in tandem to provide a simplified UI/UX to manage menus and control their access to User Groups and Profiles.



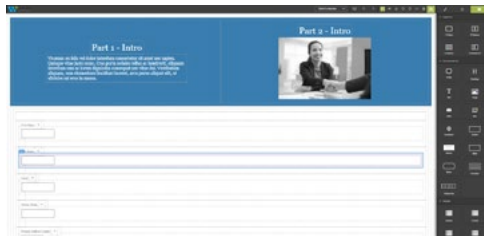
### Key Features Include:

- ✓ Multilingual Page Content Management
- ✓ Portal Page Setup, Versioning and Archival
- ✓ Page Edit, Timely Publish & Management
- ✓ Menu Management with Drop Down Menus
- ✓ Drag-and-Drop Approach

## Dynamic Form Builder

FluidCMSTM helps you to configure and integrate Dynamic Forms with Marketing tactics to capture information for any specific module of UCM. They can be integrated to customized Campaign Pages and executed to the end-user. The Dynamic Form helps you to reach out to Prospects and capture valuable information through the Form directly - syncing the record(s)/information to the specific UCM module.

FluidCMSTM features a widget library full of text fields, galleries, video, maps and more to enhance the Dynamic Form to suit your needs. Hosting of Dynamic Forms to Pages of a Marketing tactic viz. Microsites, Email, etc. can be easily accomplished, by simply Drag-Dropping the Dynamic Form to the existing Page. Design of the Page – Static/Dynamic, can be updated through FluidCMSTM – WYSIWYG CMS Editor and Externally-Accessible Page Links can be generated, allowing OEMs and Partners to publish the Page on their custom Portals and capture records automatically from end-users. Enhance your Partner and Customer experience through FluidCMSTMs multi-lingual, visually appealing, module-specific, multi-tactic based Dynamic Forms and engage them without requiring them to log into UCM.



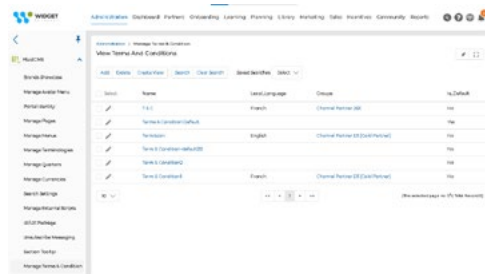
### Key Features Includes:

- ✓ Content Branding with Bootstrap
- ✓ Module specific Dynamic Forms
- ✓ Capture Information and Share Assets
- ✓ External Page-Link Generation

## Base Currency and T&C Page Management

Base Currency can be configured and activated either by a) Adding a New Currency and enabling it as a Base Currency or b) Editing an existing currency and converting it to a Base Currency. The conversion Rate for the other currencies relative to the base currency is set manually when a new currency is added and set as a base currency.

UCM Portal Admins can easily manage the content and activation of the Terms and Conditions Page which is normally utilized for UCM Users to Accept and Acknowledge prior to using the UCM Platform, as part of compliance rules and regulations for the Organization. The Terms and Conditions are created based on specific Languages and Groups. The Terms and Conditions Page – Activated is visible when the user (allocated with the specific Group and Language) logs in to the system for the first time. If the Language and Group associated with any specific Terms and Conditions do not match with that of the user, the one that is created as default is visible.



### Key Features Includes:

- ✓ Configuration and Activation of Base Currency
- ✓ T&C Page Management
- ✓ T&C Visibility Configuration
- ✓ Default T&C Activation

#### AMERICAS

[sales.noram@zinfitech.com](mailto:sales.noram@zinfitech.com)

6200 Stoneridge Mall Road, Suite 300  
Pleasanton, CA 94588  
United States of America

#### EUROPE, MIDDLE EAST AND AFRICA

[sales.emea@zinfitech.com](mailto:sales.emea@zinfitech.com)

Davidson House  
Forbury Square, Reading  
RG1 3EU, United Kingdom

#### ASIA PACIFIC

[sales.apj@zinfitech.com](mailto:sales.apj@zinfitech.com)

3 Temasek Avenue  
#21-00 Centennial Tower  
Singapore 039190

Please visit [www.zinfi.com/contact-us](http://www.zinfi.com/contact-us) to see the locations and contact information of our other global offices.

© ZINFI Technologies Inc. All Rights Reserved.

Australia • China • Hong Kong • India • Indonesia • Japan • Korea • Romania • Singapore • UK • USA

[www.zinfi.com](http://www.zinfi.com)

Page 3 of 3